



CLEARFIELD


# Installing Gen 2 FlexConnectors

P/N 024434 - Rev. A  
Side B

## 10mm Port



1. Insert to hard stop.



2. Press firmly and twist 1/4 turn until click to seat fully.




3. 10mm Guide Line will be at FlexPort.


## 14mm Port



1. Insert to hard stop.



2. Press firmly and twist 1/4 turn until click to seat fully.



3. 14mm Guide Line will be at FlexPort.

**Note:** FlexConnector will not spin if seated correctly.