

FieldSmart® Fiber Scalability Center (FSC)

PON Cabinets: 288, 432, 576 and 1,152 Ports



Application

FieldSmart FSC PON Cabinets provide an interconnect environment from the feeder network through the optical passive splitter to the distribution network in an FTTH PON OSP cabinet. The four different cabinet sizes provide scalability from 12 ports to 1,152 ports. Designed for the outside plant environment, these cabinets provide a single distribution point to distribute FTTH in urban or dense neighborhood.

Description

The FieldSmart FSC PON is the complete solution for managing 12 to 1,152 port distribution fibers for an outside plant FTTx PON application. Through the incremental design of the Clearview® Cassette, user capacity can be scaled from as few as 12 ports to the maximum configuration of the cabinet, allowing the service provider to align the investment in capital equipment to the turn-up of revenue-generating circuits.



Features and Benefits

Integrity

- Terminations are designed and tested to Telcordia GR-326
- Clearfield® FiberDeep® Guarantee: 0.2 dB insertion loss or less, exceeding industry standards
- Designed to comply to Telcordia GR-20, GR-487 and GR-3125
- Designed to meet NEMA 4 specifications
- Constructed with 0.125 (3.125 mm) aluminum
- Powder coated for additional protection
- 300 series stainless steel fasteners used on all cabinets

Protection

- 12-fiber Clearview Cassette protects fiber from environmental and human factors
- Rugged cable clamps protect the OSP cable breakouts from twisting and pistoning
- Patch only buffer tubes are fully protected with ruggedized bend-limiting tubing
- Snake skin sleeving provides additional buffer tube slack storage protection and manageability for patch and splice (Clearfield's in-cassette splicing solution) configurations
- Splitters are built with ruggedized jacketing and bend-insensitive fiber for all input and output legs

Access

- Clearview Cassette allows for quick visual troubleshooting without opening cassette
- Front access to pre-terminated assemblies with Clearview removable adapter plate
- Easy two captive fasteners for quick removal of individual cassettes for trouble shooting, splicing or replacing
- Front and rear access doors
- Top exit available in 288 and 432 PON Cabinets

Investment

- Fiber is deployed in increments of 12, providing the users the ability to scale from 12 ports to full capacity, aligning capital investment with network layout or subscriber revenue
- Express ports allow for extensions or parallel networks through the cabinet
- Patch and splice configurations eliminate costs associated with jacketed IFC cabling, hand-holes and splice cases

Accessories

- Risers: 4" (101.60 mm) and 12" (304.80 mm)
- Exterior Ground Box — Available with 12" Riser Only
- Ruggedized Splitter
- Mid-Span/Feed-Through Plate Kit
- Pole Mount Kit
- Optional top exit available in 288 and 432 PON
- Optional LGX Adapter Bracket Kit (P/N 014380) available to accommodate 6 LGX style modules or 13, ½ wide LGX modules. Max port capacity decrease by 84 (7 cassettes) when used.

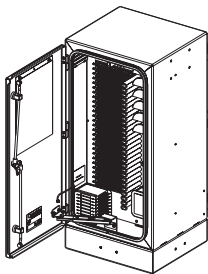
FieldSmart® Fiber Scalability Center (FSC)

PON Cabinets: 288, 432, 576 and 1,152 Ports

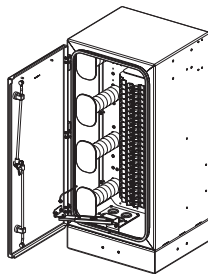


Technical Specifications

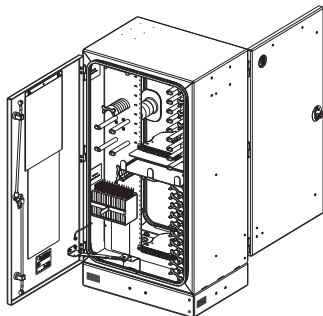
FieldSmart FSC PON Cabinets	288 Port	432 Port	576 Port	1,152 Port
Dimensions (<i>without riser</i>)	32" H x 16.78" W x 16.9" D (812.80 mm x 426.21 mm x 429.26 mm)	36.67" H x 21.17" W x 16.9" D (931.42 mm x 537.72 mm x 429.26 mm)	32" H x 33" W x 16.9" D (812.80 mm x 838.20 mm x 429.26 mm)	64" H x 33" W x 16.9" D (1625.60 mm x 838.20 mm x 429.26 mm)
Weight	54 lbs (24.49 kg)	66 lbs (29.94 kg)	86 lbs (39.01 kg)	172 lbs (78.02 kg)
Port Density	288	432	576	1,152
Feeder/Express Ports	48	48	96	192
Cables Entrances	6	6	12	12
Mounting Options (Hoist kits included with each cabinet)	Vault mount; pole mount; pad mount	Vault mount; pole mount; pad mount	Vault mount; pad mount	Vault mount; pad mount
Standard Riser Base	4"; 6 lbs (101.60 mm; 2.72 kg)	4"; 6 lbs (101.60 mm; 2.72 kg)	4"; 8 lbs (101.60 mm; 3.63 kg)	4"; 8 lbs (101.60 mm; 3.63 kg)
Optional Riser Base	12"; 12 lbs (304.80 mm; 5.44 kg)	12"; 16 lbs (304.80 mm; 7.26 kg)	12"; 20 lbs (304.80 mm; 9.07 kg)	12"; 20 lbs (304.80 mm; 9.07 kg)
Splitter Slots	9	14	18	36
Cassette Types Supported	Clearview® Blue			
Connector Types	SC/UPC, SC/APC, LC/UPC, LC/APC			
Cable Types	Indoor/Outdoor, Outdoor (Riser/Non-Rated), Outdoor Armored (Riser/Non-Rated)			
Splice Capacity	12 splices in each Clearview Cassette			
Material	0.125 (3.175 mm) aluminum with almond powder coating			



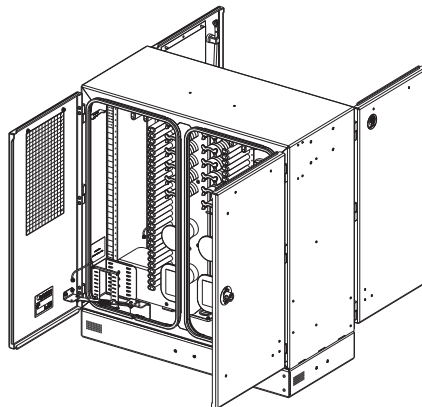
288 Port - Front



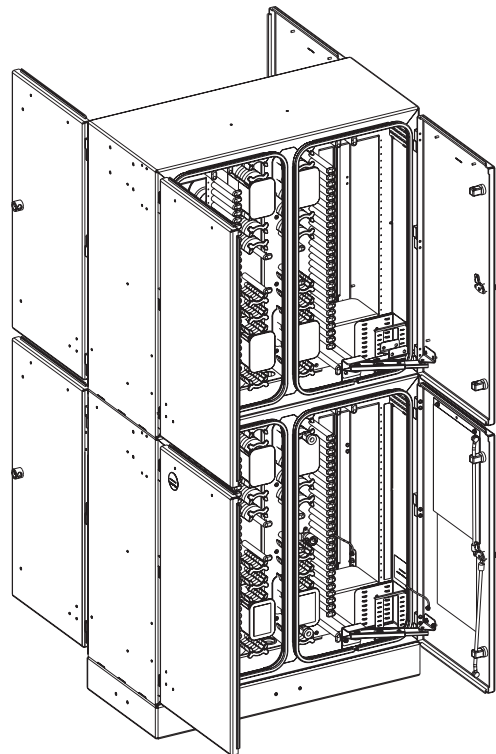
288 Port - Rear



432 Port - Front



576 Port - Front



1,152 Port - Rear

FieldSmart® Fiber Scalability Center (FSC)

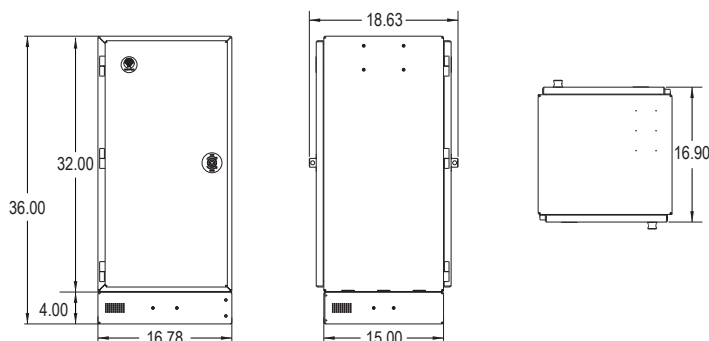
PON Cabinets: 288, 432, 576 and 1,152 Ports



Configured Part Numbers

288 Port Cabinet

R										XXXM or XXXF*	
1	2	3	4	5	6	7	8	9	A		
1 Select Cabinet Type N = Patch only with 4" (101.60 mm) riser P = Patch and splice with 4" (101.60 mm) riser 3 = Patch only with 12" (304.80 mm) riser 4 = Patch and splice with 12" (304.80 mm) riser			5 Select Mode / Type 1 = Singlemode - non-ribbon 2 = Singlemode - ribbon			9 Select Qty of 72 - Fiber OSP Cables 0 = 0 3 = 3 1 = 1 4 = 4 2 = 2					
2 Select Feeder Port Count 1 = 12 ports in a cassette 2 = 24 ports – two cassettes 3 = 36 ports – three cassettes 4 = 48 ports – four cassettes			6 Select Cable Construction B = OSP riser E = OSP, non-rated F = Patch and splice M = OSP armored Z = None or patch and splice ribbon			A Extras B = Clearview Blue Cassettes D = Top exit with Clearview Blue F = Vented door with Clearview Blue J = Vented door with top exit and Clearview Blue M = Ground Box in riser and Clearview Blue N = Ground Box in Riser, vented door, and Clearview Blue					
3 Select Distribution Port Count X X X = port count in increments of 12			7 Select Qty of 144 - Fiber OSP Cables 0 = 0 1 = 1 2 = 2			XXXM or XXXF XXXM = Length in meters XXXF = Length in feet * 200 feet maximum					
4 Select Connector Style A = SC/UPC C = SC/APC F = LC/UPC H = LC/APC			8 Select Qty of 96 - Fiber OSP Cables 0 = 0 2 = 2 1 = 1 3 = 3								



Vault Options

288 Port Cabinet

Part Number	Description
V6A-CZP	Vault, below grade Pencil, 24" W x 36" L x 24" D (609.60 mm x 914.40 mm x 609.60 mm), split HDPE lid, hex bolts, green, with cut out for FieldSmart cabinets, straight wall, with bolt kit
V6B-CZP	Vault, below grade Pencil, 24" x 36" x 36", split HDPE lid, hex bolts, green, with cut out for FieldSmart cabinets, straight wall, with bolt kit
V6B-HZP	Vault, below grade Pencil, 24" x 36" x 36", split PC lid, hex bolts, gray, with cut out for FieldSmart cabinets, straight wall, requires 020538 Bolt Kit - ordered separately
V7A-CZP	Vault, below grade Pencil, 30" W x 48" L x 24" D (762.00 mm x 1219.20 mm x 609.60 mm), split HDPE lid, hex bolts, green, with cut out for FieldSmart cabinets, straight wall, with bolt kit
V7B-CZP	Vault, below grade Pencil, 30" W x 48" L x 36" D (762.00 mm x 1219.20 mm x 914.40 mm), split HDPE lid, hex bolts, green, with cut out for FieldSmart cabinets, straight wall, with bolt kit
V7B-HZP	Vault, below grade Pencil, 30" W x 48" L x 36" D (762.00 mm x 1219.20 mm x 914.40 mm), split PC lid, hex bolts, green, with knock out for FieldSmart cabinets, straight wall, requires 020538 Bolt Kit - ordered separately
FMA-H3Z-SUB	Pole Mount Kit for FieldSmart cabinet

FieldSmart® Fiber Scalability Center (FSC)

PON Cabinets: 288, 432, 576 and 1,152 Ports



Configured Part Numbers

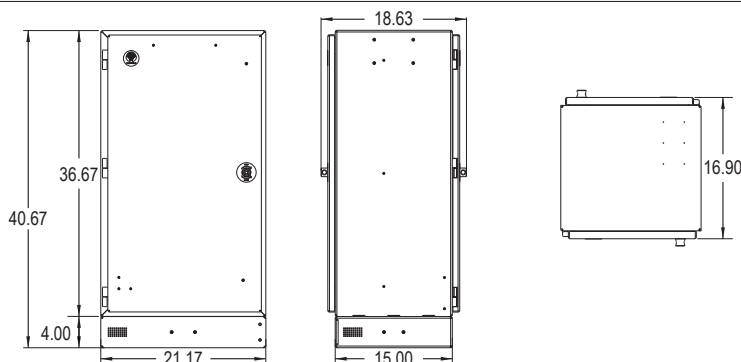
432 Port Cabinet

R - - - - - XXXM or XXXF*									
1	2	3	4	5	6	7	8	9	A
1 Select Cabinet Type A = Patch only with a 12" (304.80 mm) riser B = Patch only with 4" (101.60 mm) riser C = Patch and splice with 12" (304.80 mm) riser D = Patch and splice with 4" (101.60 mm) riser	2 Select Feeder Port Count 1 = 12 ports in one cassette 2 = 24 ports – two cassettes 3 = 36 ports – three cassettes 4 = 48 ports – four cassettes	3 Select Distribution Port Count XX X = port count in increments of 12	4 Select Connector Style A = SC/UPC C = SC/APC F = LC/UPC H = LC APC	5 Select Mode / Type 1 = Singlemode - non-ribbon 2 = Singlemode - ribbon	6 Select Cable Construction B = OSP riser E = OSP, non-rated F = Patch and splice M = OSP armored	7 Select Qty of 144 - Fiber OSP Cables 0 = 0 2 = 2 1 = 1 3 = 3	8 Select Qty of 96 - Fiber OSP Cables 0 = 0 2 = 2 1 = 1 3 = 3	9 Select Qty of 72 - Fiber OSP Cables 0 = 0 4 = 4 1 = 1 5 = 5 2 = 2 6 = 6 3 = 3	A Extras B = Clearview Blue Cassettes D = Top exit with Clearview Blue F = Vented door with Clearview Blue J = Vented door with top exit and Clearview Blue M = Ground Box in riser and Clearview Blue N = Ground Box in riser, vented door, and Clearview Blue

XXXM or XXXF

XXXM = Length in meters
XXXF = Length in feet

* 200 feet maximum



Vault Options

432 Port Cabinet

Part Number	Description
V6A-CZP	Vault, below grade Pencil, 24" W x 36" L x 24" D (609.60 mm x 914.40 mm x 609.60 mm), split HDPE lid, hex bolts, green, with cut out for FieldSmart cabinets, straight wall, with bolt kit
V6B-CZP	Vault, below grade Pencil, 24" x 36" x 36", split HDPE lid, hex bolts, green, with cut out for FieldSmart cabinets, straight wall, with bolt kit
V6B-HZP	Vault, below grade Pencil, 24" x 36" x 36", split PC lid, hex bolts, gray, with cut out for FieldSmart cabinets, straight wall, requires 020538 Bolt Kit -ordered separately
V7A-CZP	Vault, below grade Pencil, 30" W x 48" L x 24" D (762.00 mm x 1219.20 mm x 609.60 mm), split HDPE lid, hex bolts, green, with cut out for FieldSmart cabinets, straight wall, with bolt kit
V7B-CZP	Vault, below grade Pencil, 30" W x 48" L x 36" D (762.00 mm x 1219.20 mm x 914.40 mm), split HDPE lid, hex bolts, green, with cut out for FieldSmart cabinets, straight wall, with bolt kit
V7B-HZP	Vault, below grade Pencil, 30" W x 48" L x 36" D (762.00 mm x 1219.20 mm x 914.40 mm), split PC lid, hex bolts, green, with knock out for FieldSmart cabinets, straight wall, requires 020538 Bolt Kit - ordered separately
FMA-H3Z-SUB	Pole Mount Kit for FieldSmart cabinet

FieldSmart® Fiber Scalability Center (FSC)

PON Cabinets: 288, 432, 576 and 1,152 Ports

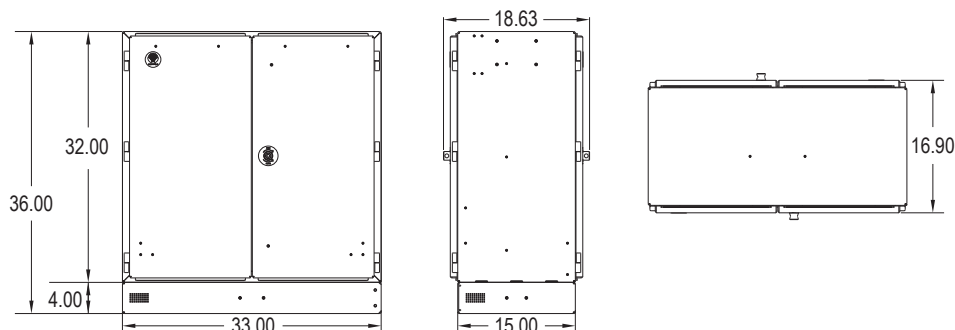


Configured Part Numbers

576 Port Cabinet

R - - - - - XXXM or XXXF*									
1	2	3	4	5	6	7	8	9	A
1 Select Cabinet Type K = Patch only with 4" (101.60 mm) riser M = Patch and splice with 4" (101.60 mm) riser 1 = Patch only with 12" (304.80 mm) riser 2 = Patch and splice with 12" (304.80 mm) riser	2 Select Feeder Port Count 1 = 12 ports in a cassette 2 = 24 ports – two cassettes 3 = 36 ports – three cassettes 4 = 48 ports – four cassettes 5 = 60 ports – five cassettes 6 = 72 ports – six cassettes 7 = 84 ports – seven cassettes 8 = 96 ports – eight cassettes	3 Select Distribution Port Count X X X = port count in increments of 12	4 Select Connector Style A = SC/UPC C = SC/APC F = LC/UPC H = LC/APC	5 Select Mode / Type 1 = Singlemode - non-ribbon 2 = Singlemode - ribbon	6 Select Cable Construction B = OSP riser E = OSP, non-rated F = Patch and splice M = OSP armored	7 Select Qty of 144 - Fiber OSP Cables 0 = 0 3 = 3 1 = 1 4 = 4 2 = 2	8 Select Qty of 96 - Fiber OSP Cables 0 = 0 4 = 4 1 = 1 5 = 5 2 = 2 6 = 6 3 = 3	9 Select Qty of 72 - Fiber OSP Cables 0 = 0 5 = 5 1 = 1 6 = 6 2 = 2 7 = 7 3 = 3 8 = 8 4 = 4	A Extras B = Clearview Blue Cassettes F = Vented door with Clearview Blue M = Ground Box in riser and Clearview Blue N = Ground Box in riser, vented door, and Clearview Blue

XXXM or XXXF
 XXXM = Length in meters
 XXXF = Length in feet
 * 200 feet maximum



Vault Options

576 Port Cabinet

Part Number	Description
V7A-CZP	Vault, below grade Pencil, 30" W x 48" L x 24" D (762.00 mm x 1219.20 mm x 609.60 mm), split HDPE lid, hex bolts, green, with cut out for FieldSmart cabinets, straight wall, with bolt kit
V7B-CZP	Vault, below grade Pencil, 30" W x 48" L x 36" D (762.00 mm x 1219.20 mm x 914.40 mm), split HDPE lid, hex bolts, green, with cut out for FieldSmart cabinets, straight wall, with bolt kit
V7B-HZP	Vault, below grade Pencil, 30" W x 48" L x 36" D (762.00 mm x 1219.20 mm x 914.40 mm), split PC lid, hex bolts, gray, with knock-out for FieldSmart Cabinets, straight wall, requires 020538 Bolt Kit - ordered separately
V8A-CZP-F	Vault, Pencil 36" x 60" x 24" (914.40 mm x 1524.00 mm x 609.60 mm), complete split lid with ½ cut out for FieldSmart cabinets - with bolt kit, flared wall
V8B-CZP-F	Vault, Pencil 36 x 60 x 36" (914.40 mm x 1524.00 mm x 914.40 mm), complete split lid, with ½ cut out for FieldSmart cabinets - with bolt kit, flared wall
V9B-HZP-F	Vault, Quazite 48 x 48 x 36" (1219.20 mm x 1219.20 mm x 914.40 mm), complete split polymer concrete lid, cut out for 864 cabinets, fiberglass straight wall, requires 020538 Bolt Kit - ordered separately

FieldSmart® Fiber Scalability Center (FSC)

PON Cabinets: 288, 432, 576 and 1,152 Ports



Configured Part Numbers

1,152 Port Cabinet

Please contact your Clearfield® representative for more information on ordering this option.

Vault Options

1,152 Port Cabinet

Part Number	Description
V7A-CZP	Vault, below grade Pencil, 30" W x 48" L x 24" D (762.00 mm x 1219.20 mm x 609.60 mm), split HDPE lid, hex bolts, green, with cut out for FieldSmart cabinets, straight wall, with bolt kit
V7B-CZP	Vault, below grade Pencil, 30" W x 48" L x 36" D (762.00 mm x 1219.20 mm x 914.40 mm), split HDPE lid, hex bolts, green, with cut out for FieldSmart cabinets, straight wall, with bolt kit
V7B-HZP	Vault, below grade Pencil, 30" W x 48" L x 36" D (762.00 mm x 1219.20 mm x 914.40 mm), split PC lid, hex bolts, gray, with knock-out for FieldSmart Cabinets, straight wall, requires 020538 Bolt Kit - ordered separately
V8A-CZP-F	Vault, Pencil 36" x 60" x 24" (914.40 mm x 1524.00 mm x 609.60 mm), complete split lid with ½ cut out for FieldSmart cabinets - with bolt kit, flared wall
V8B-CZP-F	Vault, Pencil 36 x 60 x 36" (914.40 mm x 1524.00 mm x 914.40 mm), complete split lid, with ½ cut out for FieldSmart cabinets - with bolt kit, flared wall
V9B-HZP-F	Vault, Quazite 48 x 48 x 36" (1219.20 mm x 1219.20 mm x 914.40 mm), complete split polymer concrete lid, cut out for 864 cabinets, fiberglass straight wall, requires 020538 Bolt Kit - ordered separately

