

Application

Carriers are faced with many challenges when cabling MDUs in both existing (brownfield) and new construction (greenfield). One such challenge is how to manage incoming duct, while supporting varying number of subscribers in different configurations with slack management while also reducing installation time. Clearfield's patent-pending YOURx Flex Box addresses these challenges with a flexible and scalable solution all within a single wall box.

Description

The YOURx Flex Box is a secure, modular wall box with slide-in aggregator plate that supports multiple cable entries like, individual fiber cables, conduit and microduct in an organized manner. Installers simply push the microduct into the aggregator plate and they are ready to pull fiber. Slack storage is provided for both incoming and outgoing fiber in separate areas to reduce service interruptions when turning up additional subscribers. The drop wheel feature accommodates up to 16 individual drop wheel assemblies with each drop wheel supporting up to a 200' (60.96 m) of FieldShield® StrongFiber storage. The SmartRoute Plate can also be mounted in the Flex Box, providing spool technology and MPO connectorization. Using the Clearview® Cassette, Drop Wheel assembly or SmartRoute Plate allows for a plug-and-play concept which reduces installation time.

Features and Benefits

Integrity

- Utilizes the Clearview Blue Cassette, Clearview xPAK and FieldShield Drop Wheel
- 1" inside mounting hole pattern for multiple applications
- Dual snap ensures lid secures to box

Protection


- Security screw with ability to secure with padlock
- Gasket seal
- Grounding lug included

Access

- Internal mounting holes for easy installation
- Top and bottom entry/exit points
- Reversible door allows for dual direction mounting

Investment

- Scalable
- Slide-in aggregator plates eliminate the need for additional duct organizer
- Clearview Cassette, Clearview xPAK, Drop Wheel or SmartRoute Plate




Flex Box with Clearview Blue



Flex Box with Drop Wheel



*Combo Plate Includes
3/4" (19.05 mm) Connector*




Duct Plate



*PON Plate
Includes 1/2" (12.70 mm) Connector*



Cradle Assembly



Individual Drop Wheel



*Cradle Assembly with
Drop Wheels Installed*

Technical Specifications

YOURx Flex Box	
Dimensions	15.66" H x 12.00" W x 5.38" D (397.76 mm x 304.80 mm x 136.65 mm)
Material	UV rated, flame retardant, V0 rated
Port Density	Two cassettes (24 ports), up to 16 in drop wheel, SmartRoute Plate 24 port
Connectivity Types	Clearview® Blue, Clearview xPAK, Drop Wheel, SmartRoute Plate
Aggregator Plate	Duct Plate supports (24) 10/6 mm and (2) 14/10 mm Microduct Combo Plate supports (24) 10/6 mm Microduct
Drop Wheel	Fiber type - FieldShield® StrongFiber
Drop Wheel Connector	Pullable SC/APC and SC/UPC to standard SC/APC and SC/UPC
Drop Wheel Cable Length	200 feet (60.96 m) FieldShield StrongFiber
Drop Wheel Material	Black Thermoplastic

Configured Part Numbers

W S _____ - _____ - _____ - _____ Z Z _____

1 2 3 4 5 6 7

1 Select Module Type
 B = Cassette
 N = Cassette with Male MPO
 M = Drop Wheel with Male MPO (Includes Drop Wheel)
 S = Drop Wheel with Splitter (Includes Drop Wheel)
 C = Cradle Assembly with MPO (Male) (No Drop Wheels)
 E = Cradle Assembly with Splitter (No Drop Wheels)

2 Select Port Count
 If Cassette:
 012 = 12 ports
 024 = 24 ports
 If Drop Wheel:
 004 = 4 ports
 008 = 8 ports
 012 = 12 ports
 016 = 16 ports

3 Select Connector Type
 If Cassette:
 A = SC/UPC
 C = SC/APC
 F = LC/UPC
 H = LC/APC
 If Drop Wheel:
 A = SC/UPC
 C = SC/APC

4 Select Mode and Type (Inside Cassette or Drop Wheel)
 0 = Cradle Assembly (No Drop Wheels)
 1 = Singlemode Non-ribbon (For Drop Wheel, Cassette or MPO)
 2 = Singlemode Ribbon (Patch and Splice Only)

5 Select Jacket Construction (Inside Cassette or Drop Wheel)
 F = Loose Tube Patch and Splice (For Cassette Only)
 S = StrongFiber (For Drop Wheel Only)
 Z = None (Ribbon Patch and Splice) (For Cassette Only)

6 Select Aggregator Plate Type
 C = Combo Plate *Includes 10/6 mm FlexPort fitting and One Sealcon Connector
 D = Duct Plate *Includes 10/6 mm and (1) 14/10 mm FlexPort fitting
 * 10/6 mm FlexPorts will match the port count selected in #2.

7 Select Length of Fiber
 If Cassette or Drop Wheel Cradle = Leave Blank
 200F = Drop Wheel Assembly

Pre-Configured Part Numbers

Flex Box Loaded With FlexPort Fittings

Part Number	Description
FDP-xWBF-CPLATE-24	Flex Box loaded with (24) 10/6 mm FlexPort fittings in combo plate with cable management
FDP-xWBF-DPLATE-24	Flex Box loaded with (24) 10/6 mm FlexPort fittings in duct plate and (1) 14/10 mm shipped along with cable management
FDP-xWBF-PPLATE-32	Flex Box loaded with (32) 10/6 mm FlexPort fittings in PON plate and (1) sealcon connector

Flex Box Empty Without FlexPort Fittings

Part Number	Description
FDP-xWBF-CPLATE	Empty Flex Box with combo plate and cable management. No FlexPort fittings
FDP-xWBF-DPLATE	Empty Flex Box with duct plate and cable management. No FlexPort fittings

Pre-Configured Part Numbers

Individual Drop Wheel

Part Number	Description
DW-001-SCU-SCU 200F	Drop wheel, loaded with loaded with 200 feet (60.96 m) FieldShield StrongFiber, terminated with pullable SC/UPC to SC/UPC connectors
DW-001-SCA-SCA 200F	Drop wheel, loaded with loaded with 200 feet (60.96 m) FieldShield StrongFiber, terminated with pullable SC/APC to SC/APC connectors

Accessories

Part Number	Description
016280-06	FlexPort Fitting, 10 mm, Quantity - 6
016280-12	FlexPort Fitting, 10 mm, Quantity - 12
018107	FlexPort Fitting, 14 mm, Quantity - 1
018664	Plug, FlexPort, 10 mm
018665	Plug, FlexPort, 14 mm

Configured Part Numbers - SmartRoute Plate

(Order Empty Flex Box and FlexPort Fittings)

S R P - **1** **2** **3** **4** **5** **6** **7** **8**

1 Select Front Connector Type
A = SC/UPC
C = SC/APC
F = LC/UPC
H = LC/APC

2 Select Cable Type
1 = SM stranded non-ribbon, plenum rated
3 = MM stranded non-ribbon, plenum rated

3 Select Cable Construction
Y = IFC Plenum
W = FieldShield


4 Select Number of Fibers
1 = 12 Fibers
3 = 6 Fibers

5 Select Rear Connector Type
A = SC/UPC
C = SC/APC
F = LC/UPC
H = LC/APC
N = MPO Male Pushable
P = MPO Female Pushable
Z = None

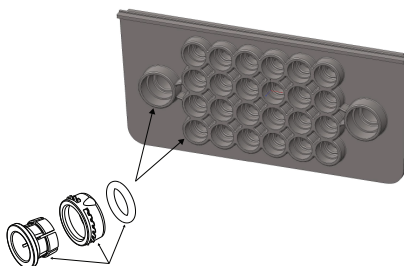
6 Select Rear Breakout
B = 1 meter
C = ½ meter
Z = None

7 Select Rear Upjacketing
A = 900 µm
B = 2mm
Z = None


8 Select Length
1 = 25 feet (7.62 mm)
2 = 50 feet (15.24 mm)
3 = 75 feet (22.86 mm)
4 = 100 feet (30.48 mm)
5 = 125 feet (38.10 mm)
6 = 150 feet (45.72 mm)
7 = 175 feet (53.34 mm)
8 = 200 feet (60.94 mm)



Individual Drop Wheel



FlexPort Fitting



SmartRoute Plate