

Clearview[®] Cassette


Clearview Blue



Application

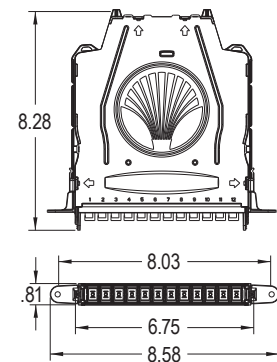
Based on the choice of adapter style, the Clearview Blue provides 12-48 ports of connectivity, scaling one cassette at a time.

- Deployed with SC or LC connectors for 12-24 ports of connectivity, a single the Clearview Blue Cassette provides for patch and splice (Clearfield's in-cassette splicing solution), patch only (stubbed) or plug-and-play (MPO/MTP) configurations in any network environment. A dual high 24 fiber Cassette offers additional splicing capacity for SC port count requirements greater than 12, utilizing the Clearview Expansion Ring to provide further flexibility and scalability within the same footprint. Dual MPO/MTP access is available on either side of the cassette. Additional optical components integrate into the cassette housing, supporting any input/output combination of splitting, mux, and demux strategies desired.
- Deployed with the CS[®] Connector, the Clearview Blue Cassette provides 48 ports of ultra high-density connectivity. Using the same 1.25mm ferrules, this adapter configuration provides 33% more density than the traditional LC connector cassette, doubling the density for Clearview-enabled wall boxes, panels, cabinets and pedestals. Providing a plug-and-play (MPO/MTP) configuration for any network environment, dual MPO/MTP access is available on either side of the cassette.



Description

Clearview Blue Cassettes are the core building block of nearly every product within the FieldSmart[®] fiber management system. Clearview Blue incorporates flexibility and scalability, within multiple configuration options, tool-less installation, in-cassette buffer tube/ribbon slack storage, and front access-only designs. Reducing the overall footprint of the fiber management element reduces real estate costs and improves density without compromising the critical design elements of access, bend-radius protection, physical fiber protection and route-path diversity.



Clearview Blue is a six component, tool-less system made up of a top cover, splice tray, buffer tube/ribbon slack storage, cable assembly tray and adapter plate. Parts snap together to support desired application requirements. All types of fiber cable construction can be integrated within the cassette to support in-cassette splicing, patch only, passive optical component hardware and plug-and-play scenarios.

Features and Benefits

Integrity

- Terminations designed, tested and certified to GR-326 and GR-1435
- Cassette designed, tested & certified to GR-63 Flame Spread & Chemical
- Clearfield[®] FiberDeep[®] Guarantee: 0.2 dB insertion loss or less, exceeding industry standards
- Supports the ultra high-density CS[®] Connector as well as industry standard SC, LC, ST, FC and MPO/MTP singlemode and multimode connectors
- Supports all fiber construction types (distribution, tight-buffer, loose tube and ribbon)

Protection

- Designed to handle the toughest operating environments, provides flexibility and reliable performance
- Slack stored, bend-radius protected and secured against accidental physical damage from handling
- Integrated buffer tube storage removes the need for traditional slack storage baskets, reels and troughs and aligns individual buffer tube to the cassette

Access

- Tool-less, snap together design makes turn-up time even faster
- Eight buffer tube/cable entry/exit paths allow the technician a high degree of flexibility in deployment
- Ability to store 10 feet (3.05 m) of exposed buffer tube in the in-cassette buffer tube location
- Translucent housing provides quick visual inspection, while removable adapter plate allows for easy front access for maintenance, cleaning and troubleshooting
- Front-access to pre-terminated assemblies with Clearview removable adapter plate
- Integrated in-cassette buffer tube slack storage aligns slack to individual cassettes maximizing density by reducing real estate requirements

Clearview[®] Cassette

Clearview Blue



Investment

- “Grow-as-you-go”
- Scalable building block to align capital expenditures to customer take rates
- Modular design allows ports to be configured to user-defined application requirements
- Patch and splice integrated splice tray removes the need for separate chassis space or a splice enclosure reducing the required real estate

Technical Specifications

Clearview Blue Cassette	
Dimensions	Without Mounting Ears: 0.81" (20.57 mm) H x 6.03" (153.16 mm) W x 8.28" (210.30 mm) D With Mounting Ears: 0.81" (20.57 mm) H x 8.66" (219.96 mm) W x 8.28" (210.30 mm) D
Ratings	Terminations are designed and tested to Telcordia GR-326; Tested to GR-63 NEBS 3 and UL 94 V-0; Clearfield [®] FiberDeep [®] Guarantee: 0.2 dB insertion loss or less, exceeding industry standards.
Backwards Compatible	Optional mounting ears for backwards compatible to FieldSmart [®] Inside plant (FxDS), OSP and access product lines
Material	Polycarbonate
Operating Temperature	-40°C to +85°C (-40°F to +185°F)
Storage Temperature	-40°C to +85°C (-40°F to +185°F)
Connector Types	Supports industry standard SC, LC, ST, FC and MPO/MTP singlemode and multimode connectors
Meters/Feet of Slack Storage	Up to 10 feet of buffer tube storage in the bottom of the cassette; one meter of 250 μm used for internal splicing for patch and splice (Clearfield's in-cassette splicing solution)
Mounting Options	Clearview Building Block or Clearview Mounting Ears

Cassette Configuration Options

Patch and Splice

The Patch and Splice cassette has a splice tray that nests into the lower tray allowing integrated splicing directly in the cassette. The integrated splice tray eliminates the need for dedicated splice chassis space thus reducing real estate. The cassette provides 12 ports of connectivity with the ability to scale one cassette at a time. Utilizing the dual snap-in splice chip option you add an additional 12 splices for a total of 24 splices in one cassette (LC connectors). The 24 port expansion cassette doubles the height and allows 24 splices in a 2 high cassette (SC connectors). Cassettes are pre-loaded with a one meter, 250 μm fiber assembly, loose tube or ribbon, which is pre-terminated and slack stored inside the cassette. For 24 fiber loose tube configurations, 40mm splices sleeves are required (60mm sleeves will not fit). Additionally, in the bottom of the cassette, there is an area to house up to 10 feet (3.05 m) of buffer tube storage with eight cable entry/exit locations for the maximum in flexibility.

Patch Only

Regardless of the industry standard adapters or cable construction, the Clearview Blue handles all patch only applications using the lower tray, top cover, built in radius limiter and removable adapter plate. A patch only cassette can be configured with most industry standard adapters and cable types.

Optical Components

Clearview Blue integrates optical components into the identical cassette, allowing service providers to mix and match fiber modules with optical components in the same chassis. The front faceplate is secured to reduce the chance of accidental damage to the optical component.

MPO Plug-and-Play

MPO to industry standard connector allows for plug-and-play by mating MPO to MPO with pre-terminated multi-fiber OSP or IFC. Also available in dual MPO 24-fiber configuration.



Clearview[®] Cassette

Clearview Blue



Pre-Configured Part Numbers

Patch and Splice - 12 Port With Mounting Ears

Part Number	Description
EPZ-012-A1F-SUB	Clearview Blue Cassette, Loose Tube, Patch and Splice, Loaded with 12 SC/UPC Adapters, Singlemode, Mounting Ears Included
EPZ-012-A2F-SUB	Clearview Blue Cassette, Ribbon, Patch and Splice, Loaded With 12 SC/UPC Adapters, Singlemode, Mounting Ears Included
EPZ-012-C1F-SUB	Clearview Blue Cassette, Loose Tube, Patch and Splice, Loaded with 12 SC/APC Adapters, Singlemode, Mounting Ears Included
EPZ-012-C2F-SUB	Clearview Blue Cassette, Ribbon, Patch and Splice, Loaded with 12 SC/APC Adapters, Singlemode, Mounting Ears Included
EPZ-012-F1F-SUB	Clearview Blue Cassette, Loose Tube, Patch and Splice, Loaded with 12 LC/UPC Adapters, Singlemode, Mounting Ears Included
EPZ-012-F2F-SUB	Clearview Blue Cassette, Ribbon, Patch and Splice, Loaded with 12 LC/UPC Adapters, Singlemode, Mounting Ears Included
EPZ-012-H1F-SUB	Clearview Blue Cassette, Loose Tube, Patch and Splice, Loaded with 12 LC/APC Adapters, Singlemode, Mounting Ears Included
EPZ-012-H2F-SUB	Clearview Blue Cassette, Ribbon, Patch and Splice, Loaded with 12 LC/APC Adapters, Singlemode, Mounting Ears Included

Patch and Splice - 12 Port Without Mounting Ears

Part Number	Description
EMZ-012-A1F-SUB	Clearview Blue Cassette, Loose Tube, Patch and Splice, FxHD Frame System, Loaded With 12 SC/UPC Adapters, Singlemode, No Mounting Ears Included, Used For HD Frame
EMZ-012-A2F-SUB	Clearview Blue Cassette, Ribbon, Patch and Splice, FxHD Frame System, Loaded With 12 SC/UPC Adapters, Singlemode, No Mounting Ears Included, Used For HD Frame
EMZ-012-C1F-SUB	Clearview Blue Cassette, Loose Tube, Patch and Splice, FxHD Frame System, Loaded With 12 SC/APC Adapters, Singlemode, No Mounting Ears Included, Used For HD Frame
EMZ-012-C2F-SUB	Clearview Blue Cassette, Ribbon, Patch and Splice, FxHD Frame System, Loaded With 12 SC/APC Adapters, Singlemode, No Mounting Ears Included, Used For HD Frame
EMZ-012-F1F-SUB	Clearview Blue Cassette, Loose Tube, Patch and Splice, FxHD Frame System, Loaded With 12 LC/UPC Adapters, Singlemode, No Mounting Ears Included, Used For HD Frame
EMZ-012-F2F-SUB	Clearview Blue Cassette, Ribbon, Patch and Splice, FxHD Frame System, Loaded With 12 LC/UPC Adapters, Singlemode, No Mounting Ears Included, Used For HD Frame
EMZ-012-H1F-SUB	Clearview Blue Cassette, Loose Tube, Patch and Splice, FxHD Frame System, Loaded With 12 LC/APC Adapters, Singlemode, No Mounting Ears Included, Used For HD Frame
EMZ-012-H2F-SUB	Clearview Blue Cassette, Ribbon, Patch and Splice, FxHD Frame System, Loaded With 12 LC/APC Adapters, Singlemode, No Mounting Ears Included, Used For HD Frame

Clearview[®] Cassette

Clearview Blue



Pre-Configured Part Numbers

Patch and Splice - 12 Port With Universal Mounting Kit

Part Number	Description
EYZ-012-A1F-SUB	Clearview Blue Cassette, Loose Tube, Patch and Splice, Loaded with 12 SC/UPC Adapters, Singlemode, 2 Mounting Ears, 1 Push Pull Grommet and Plunger, 2 Fillister Screws
EYZ-012-A2F-SUB	Clearview Blue Cassette, Ribbon, Patch and Splice, Loaded With 12 SC/UPC Adapters, Singlemode, 2 Mounting Ears, 1 Push Pull Grommet and Plunger, 2 Fillister Screws
EYZ-012-C1F-SUB	Clearview Blue Cassette, Loose Tube, Patch and Splice, Loaded with 12 SC/APC Adapters, Singlemode, 2 Mounting Ears, 1 Push Pull Grommet and Plunger, 2 Fillister Screws
EYZ-012-C2F-SUB	Clearview Blue Cassette, Ribbon, Patch and Splice, Loaded with 12 SC/APC Adapters, Singlemode, 2 Mounting Ears, 1 Push Pull Grommet and Plunger, 2 Fillister Screws
EYZ-012-F1F-SUB	Clearview Blue Cassette, Loose Tube, Patch and Splice, Loaded with 12 LC/UPC Adapters, Singlemode, 2 Mounting Ears, 1 Push Pull Grommet and Plunger, 2 Fillister Screws
EYZ-012-F2F-SUB	Clearview Blue Cassette, Ribbon, Patch and Splice, Loaded with 12 LC/UPC Adapters, Singlemode, 2 Mounting Ears, 1 Push Pull Grommet and Plunger, 2 Fillister Screws
EYZ-012-H1F-SUB	Clearview Blue Cassette, Loose Tube, Patch and Splice, Loaded with 12 LC/APC Adapters, Singlemode, Mounting Ears Included
EYZ-012-H2F-SUB	Clearview Blue Cassette, Ribbon, Patch and Splice, Loaded with 12 LC/APC Adapters, Singlemode, 2 Mounting Ears, 1 Push Pull Grommet and Plunger, 2 Fillister Screws

Mounting Ear Kit

Part Number	Description
FMA-XXX-181	Kit, Mounting Tab, Clearview Blue Cassette, Includes 2 Tabs, 2 Screws and Push-Pull, Universal Mounting Options

Patch and Splice - 24 Port With Mounting Ears

Part Number	Description
EPZ-024-A1F-SUB	Clearview Blue Cassette, Loose Tube, Patch and Splice, 2 High, Loaded With 24 SC/UPC Adapters, Singlemode, Mounting Ears Included
EPZ-024-A2F-SUB	Clearview Blue Cassette, Ribbon, Patch and Splice, 2 High, Loaded With 24 SC/UPC Adapters, Singlemode, Mounting Ears Included
EPZ-024-C1F-SUB	Clearview Blue Cassette, Loose Tube, Patch and Splice, 2 High, Loaded With 24 SC/APC Adapters, Singlemode, Mounting Ears Included
EPZ-024-C2F-SUB	Clearview Blue Cassette, Ribbon, Patch and Splice, 2 High, Loaded With 24 SC/APC Adapters, Singlemode, Mounting Ears Included
EPZ-024-F1F-SUB	Clearview Blue Cassette, Loose Tube, Patch and Splice High Density, 1 High, Loaded With 24 LC/UPC Adapters, Singlemode, Mounting Ears Included
EPZ-024-F2F-SUB	Clearview Blue Cassette, Ribbon, Patch and Splice, High Density, 1 High, Loaded With 24 LC/UPC Adapters, Singlemode, Mounting Ears Included
EPZ-024-H1F-SUB	Clearview Blue Cassette, Patch and Splice, High Density, 1 High, Loaded With 24 LC/APC Adapters, Singlemode, Mounting Ears Included
EPZ-024-H2F-SUB	Clearview Blue Cassette, Ribbon, Patch and Splice, High Density, 1 High, Loaded With 24 LC/APC Adapters, Singlemode, Mounting Ears Included

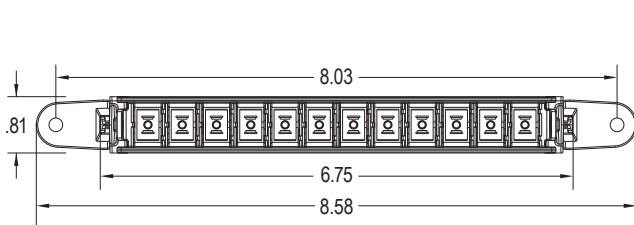
Clearview[®] Cassette

Clearview Blue

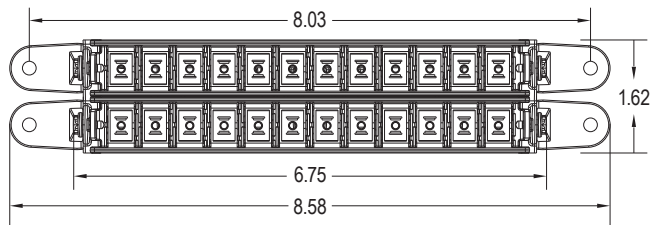


Patch and Splice - 24 Port With Universal Mounting Ears

Part Number	Description
EYZ-024-A1F-SUB	Clearview Blue Cassette, Loose Tube, Patch and Splice, 2 High, Loaded With 24 SC/UPC Adapters, Singlemode, 2 Universal Mounting Ears, 1 Push Pull Grommet and Plunger, 2 Filister Screws
EYZ-024-A2F-SUB	Clearview Blue Cassette, Ribbon, Patch and Splice, 2 High, Loaded With 24 SC/UPC Adapters, Singlemode, 2 Universal Mounting Ears Included, 1 Push Pull Grommet and Plunger, 2 Filister Screws
EYZ-024-C1F-SUB	Clearview Blue Cassette, Loose Tube, Patch and Splice, 2 High, Loaded With 24 SC/APC Adapters, Singlemode, 2 Universal Mounting Ears, 1 Push Pull Grommet and Plunger, 2 Filister Screws
EYZ-024-C2F-SUB	Clearview Blue Cassette, Ribbon, Patch and Splice, 2 High, Loaded With 24 SC/APC Adapters, Singlemode, 2 Universal Mounting Ears, 1 Push Pull Grommet and Plunger, 2 Filister Screws
EYZ-024-F1F-SUB	Clearview Blue Cassette, Loose Tube, Patch and Splice High Density, 1 High, Loaded With 24 LC/UPC Adapters, Singlemode, 2 Universal Mounting Ears, 1 Push Pull Grommet and Plunger, 2 Filister Screws
EYZ-024-F2F-SUB	Clearview Blue Cassette, Ribbon, Patch and Splice, High Density, 1 High, Loaded With 24 LC/UPC Adapters, Singlemode, 2 Universal Mounting Ears, 1 Push Pull Grommet and Plunger, 2 Filister Screws
EYZ-024-H1F-SUB	Clearview Blue Cassette, Patch and Splice, High Density, 1 High, Loaded With 24 LC/APC Adapters, Singlemode, 2 Universal Mounting Ears, 1 Push Pull Grommet and Plunger, 2 Filister Screws
EYZ-024-H2F-SUB	Clearview Blue Cassette, Ribbon, Patch and Splice, High Density, 1 High, Loaded With 24 LC/APC Adapters, Singlemode, 2 Universal Mounting Ears, 1 Push Pull Grommet and Plunger, 2 Filister Screws



One Cassette High



Two Cassettes High

Configured Part Numbers

Patch Only

E - - - - - XXXM or XXXF

1

2

3

4

5

6

1 Select Cassette Style

E = Patch only (1 mounting ear for FxMP Panels)
 K = Patch only (without mounting ears)
 R = Patch only (with mounting ears)

2 Cable Exit

R = Right
 L = Left

3 Select Port Count

012 = 12	072 = 72
024 = 24	096 = 96
048 = 48	144 = 144

4 Select Connector Style

A = SC/UPC	J = FC/UPC
C = SC/APC	K = FC/APC
F = LC/UPC	M = ST/UPC
H = LC/APC	

5 Select Mode / Type

1 = Singlemode – loose tube
 2 = Singlemode – ribbon
 3 = Multimode (62.5)

6 Select Cable Construction

A = Indoor riser rated
 B = OSP riser rated
 C = Indoor, plenum rated
 E = OSP (non-rated)
 M = OSP (armored)
 T = FLATdrop, non-toneable
 U = FLATdrop toneable
 W = FieldShield

XXXM or XXXF

XXXM = Length in meters
 XXXF = Length in feet

Clearview[®] Cassette

Clearview Blue



Configured Part Numbers

MPO Plug-and-Play

E - - - - SUB

1

2

3

4

5

6

1 Select Cassette Style

N = MPO breakout (without mounting ears)
U = MPO breakout (mounting ears)
Q = MPO

4 Select Connector Style

A = SC/UPC J = FC/UPC
C = SC/APC K = FC/APC
F = LC/UPC M = ST/UPC
H = LC/APC

6 Select Cable Construction

F = MPO

2 Cable Exit

R = Right
L = Left

5 Select Mode / Type

1 = Singlemode – loose tube
2 = Singlemode – ribbon
3 = Multimode (62.5)
5 = Multimode (50) – OM2
7 = Multimode (50) LO – OM3
D = Multimode (50) LO – OM4

Call Clearfield for ordering any port count above 12

Pre-Configured Part Numbers - MPO

Part Number	Description
EQL-012-A1F-SUB	Clearview Blue Cassette, MPO, MPO (Male) to SC/UPC, MPO Rear Access and SC/UPC Front Access Adapters, Singlemode, Left Exit, Includes Kit of 2 Ears with Universal Mounting Options
EQR-012-A1F-SUB	Clearview Blue Cassette, MPO, MPO (Male) to SC/UPC, MPO Rear Access and SC/UPC Front Access Adapters, Singlemode, Right Exit, Includes Kit of 2 Ears with Universal Mounting Options
EQL-012-C1F-SUB	Clearview Blue Cassette, MPO, MPO (Male) to SC/APC, MPO Rear Access and SC/APC Front Access Adapters, Singlemode, Left Exit, Includes Kit of 2 Ears with Universal Mounting Options
EQR-012-C1F-SUB	Clearview Blue Cassette, MPO, MPO (Male) to SC/APC, MPO Rear Access and SC/APC Front Access Adapters, Singlemode, Right Exit, Includes Kit of 2 Ears with Universal Mounting Options
EQL-012-F1F-SUB	Clearview Blue Cassette, MPO, MPO (Male) to LC/UPC, MPO Rear Access and LC/UPC Front Access Adapters, Singlemode, Left Exit, Includes Kit of 2 Ears with Universal Mounting Options
EQR-012-F1F-SUB	Clearview Blue Cassette, MPO, MPO (Male) to LC/UPC, MPO Rear Access and LC/UPC Front Access Adapters, Singlemode Right Exit, Includes Kit of 2 Ears with Universal Mounting Options
EQL-012-H1F-SUB	Clearview Blue Cassette, MPO, MPO (Male) to LC/APC, MPO Rear Access and LC/APC Front Access Adapters, Singlemode, Left Exit, Includes Kit of 2 Ears with Universal Mounting Options
EQR-012-H1F-SUB	Clearview Blue Cassette, MPO, MPO (Male) to LC/APC, MPO Rear Access and LC/APC Front Access Adapters, Singlemode, Right Exit, Includes Kit of 2 Ears with Universal Mounting Options

Pre-Configured Part Numbers - CS Connector

Part Number	Description
EQZ-048-FC2F-SUB	Clearview Blue Cassette, MPO, (4X) 12 MPO (Male) to CS/UPC, 48 Port Ultra High Density, MPO Rear Access 2X Left & 2X Right Exit and CS/UPC Front Access Adapters, Singlemode, Includes Kit of 2 Ears With Universal Mounting Options